

SPRING 2 – Journeys

The focus for this half term is the theme, **Journeys**. The hook at the beginning of the theme will be a suitcase full of items and the children will have to guess where we could be travelling to.

Communication and language

In school, we will be encouraging and praising the children when they ask questions to find out more. We will also be sharing photos of the children choosing their learning on the whiteboard and asking them to explain and share their work and what they were learning at the time. **At home, you can encourage your child to ask more questions by modelling thinking aloud and using I wonder questions, e.g. I wonder, how that big branch ended up on the floor? I wonder, how long it will take to do the food shopping today?**

Personal, social and emotional development

This half term we will think about the reasons why we have rules and know how to behave accordingly. We have been linking all this back to our school values of respect, responsibility, kindness and excellence. We have also been encouraging children to be resilient and to persevere in their learning. **At home, encourage your child to persevere with something they might be finding challenging. You might say, have you tried...? Or why don't you... to help them through the challenge. Give them lots of praise when they have achieved it.**

Physical development (Gross Motor)

In school, we will be using the balance bikes more regularly to build and improve overall body strength, co-ordination, balance and agility. **At home, if you can, get outside on bikes and scooters! If your child has a balance bike, encourage them to glide and negotiate obstacles, this is what we will be practising at school.**

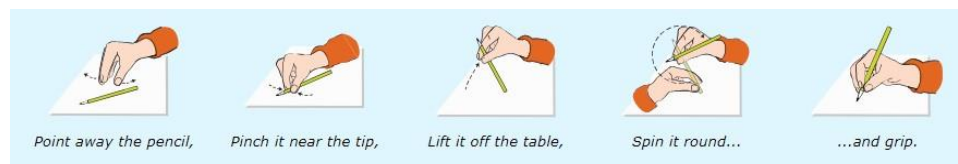
Physical development (Fine Motor)

This half term we will continue to practise curly caterpillar letters and introduce ladder letters. Please encourage your child to write the letter in one go, without taking the pencil off the page, except for i.

Curly Caterpillar Letters								
a	o	d	c	q	g	s	f	e
Ladder Letters								
l	i	t	u	j	y			

We will still encourage children to hold their pencil with a tripod grip. See recommended pictures below of tripod grip and suggestions for right-handed and left-handed children.

- Right handed



- Left handed



At home, you could practise these letter with your children by:

- getting them to trace over the letters with paint, crayons or chalk
- follow the letters by sticking on stickers or gluing on pasta or beads
- rainbow writing – trace over the letters in several different colours
- make the letters with pipe cleaners, playdough or on pegboards.

However, you practise, try to make it as **fun** as possible.

Phonics and rich texts

We follow Little Wandle Letters and Sounds Revised to teach phonics and reading. See below key learning in Spring 2. Also, follow the link to further help on the **Little Wandle parent support** page.



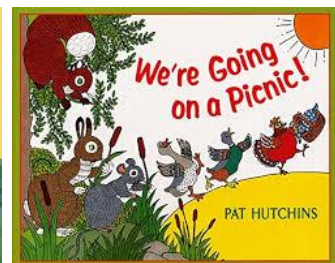


- review all Phase 3 phonemes
- words with double letters, longer words, words with two or more digraphs, words ending in -ing, compound words
- words with s/z in the middle
- words with – s/s/z at the end
- words with – es/z/ at the end

Tricky words: **REVIEW ALL TAUGHT SO FAR**

is, I, the, put, pull, full, as, and, has, his, her, go, no, to, into, she, push, he, of, we, me, be, was, you, they, my, by, all, are, sure, pure

(Children really do find the tricky words tricky, so any extra practise you can do will really support them. You could play snap, pairs or hunt for the tricky word at home.)

These are some of the key texts during Spring 2 . **Click on the books to listen to the story.**



Maths

The children will learn to:

- Count numbers up to 30 and recognise the pattern on the number line
- Compare numbers in relation to each other, e.g. 8 is more than 5, 2 is less than 6

- Composition of numbers within 7, e.g. knowing what numbers add together to make 7 – 5 and 2, 3 and 4. We have used the speaking frame – 7 is made of 5 and 2.
- Recognise doubles – know that when two equal parts make a whole, they are doubles
- Explore length, height, and time, as well as 3D shape


Visit the [Maths Video](#) page for some short videos to explain some of the key concepts.

We have found the [1-minute maths](#) app created by White Rose Maths to be highly beneficial. Download the app from your app store on your tablet or phone. We recommend using the whole Subitising section and Addition - Game 1 - add 0, 1 and 2. See images below.



Understanding the World

The children will follow picture clues on a treasure hunt around the school grounds, this will lead onto them following pictures clues to go on a walk in the local area. We will also be using identification charts in the outside environment to identify trees, flowers, and birds. **At home, you could help your child to set up a treasure hunt or Easter egg hunt for another member of their family.**



Expressive arts and design

This half term we will focus on painting with the children. They will practise mixing colours and talk about what new colours have been made. They will use their fingers and natural objects to paint with, e.g. sticks or leaves, as well as mix different textures into paint such as sand or soil. They will also print repeating patterns using fruit. It will be lots of fun! **At home, you could try different styles of painting and get creative!**